


PAVEMENT[®]

serving Maintenance & Reconstruction contractors

March/April 1998

Volume 13/Number 3

- 
- *Tips from NPME's biggest show ever* ■ *Asphalt or coal tar sealer?*
■ *Tips to make your sealcoating better* ■ *Placing paving fabric*



Features

- 8 Your Business Matters**
Should you incorporate, and if you should, is a regular or an "S" corporation better?
- 10 Perspective On Pavements**
Federal Highway Administration launches new initiatives for pavement maintenance.
- 15 Traffic Control & Worksite Safety**
National Work Zone Safety Clearinghouse to aid contractors setting up safe work zones.
- 18 One-time Pothole Repair**
High-performance cold patch formulated for climate, season and raw materials.
- 22 Tips from National Pavement Maintenance Expo '98**
Photos and some insights from some of NPME's 38 educational sessions.

- 28 Coal Tar or Asphalt Sealers?**
A Pennsylvania contractor weighs a switch and comes up with a unique solution.
- 35 Applying Coal Tar Sealer**
Preparing the pavement — and knowing when not to seal-coat — ensure successful jobs.
- 40 Placing Paving Fabric**
Improve overlay success by placing fabric properly.
- 46 Happy Trailers to You**
How to choose a tag-along trailer that fits your equipment hauling needs.
- 51 Paving Product Spotlight**
A sampling of products to help you prepare jobsites and surfaces before you start your paving work.

Cover: Using spray or squeegee equipment to apply sealcoat provides more uniform coverage in a more efficient manner. Photo courtesy Able Industries, Columbus, OH.

PAVEMENT®

serving Maintenance & Reconstruction contractors

Departments

- 3 Editorial**
- 4 Hot Mix**
- 54 Industry Update**
- 56 Market Exchange**
- 57 Pavement Maintenance Trader**
- 62 Advertiser Index**
- 63 How's Business?**
- 64 New Products**
- 65 Roundtable**
- 65 Calendar**
- 66 Tailgate Talk**

Advisory Board

- | | |
|-------------------------|--|
| Larry Benish, | Valley Sealcoat, Appleton, WI |
| Wally Bolger, | Country Asphalt Maintenance & Sweeping, Everett, WA |
| Alan Curtis, | CHEC Consultants, Redding, CA |
| Randy DeVries, | Site Services Inc., Highland, IN |
| Tom Doxey, | Doxey Paving & Maintenance Contractors, Colorado Springs, CO |
| Debbie Jacketta, | Jacketta Sweeping, Salt Lake City, UT |
| Michael Nawa, | Industrial Grounds Maintenance, Reading, PA |
| Lee Norman, | Georgia Blacktop Paving Inc., Ellenwood, GA |
| Brad Poer, | Sunline Markings, Phoenix, AZ |
| Don Rooney, | Pioneer Paving, Albuquerque, NM |
| Alan J. Rose, | Rose Paving & Sealcoating, South Holland, IL |

Placing paving fabric

Improve overlay success by placing paving fabric properly

By Mounque Barazone

The Caltrans and Texas DOT reports conclude that placing fabric properly is the single most-important factor in the performance of the fabric interlayer system.

Improperly placed fabric will reduce the long-term benefit of the membrane system, resulting in less waterproofing, asphalt stripping (peeling away of the asphalt from the fabric) and cracks from heat damage, wrinkles, overlaps and in wheel paths.

Fabric shrinkage and damage due to a higher heat exposure than the polymer's shrinkage or melt

Placing fabric properly is the single most-important factor in the performance of the fabric interlayer system.


point is a serious installation problem.

Manual or mechanical?

Paving fabric can be placed either manually or by machine.

Either method can be effective, though machine placement is definitely faster.

Manual placement involves hand-rolling the fabric and using laborers to broom it in place and



THE ESSENTIAL CLEANER

PAVEMENT MAINTENANCE • ASPHALT PAVING • OIL STAINS • POWER WASHING

OIL-FLO

SAFETY
SOLVENT CLEANER



Available in pints, gallons,
5-gal. pails & 55-gal. drums

This acclaimed product dissolves many stains and substances. Makes them water soluble. Removes the stress of making a mistake. Cleans concrete, siding, equipment, vehicles, applicators, spreader bars, nozzles, lab benches, carpets, floors, clothing, etc. Needed by every contractor, equipment yard, producer or shop.

Oil-Flo Dissolves: Asphalt • Asphalt Rejuvenator • Asphalt Rubber • Bitumen • Coal Tar • Cold Process Adhesives • Crack Filler • Crude Oil • Cutback • Emulsions • Lap Cement • Mastic • Oil Stains • Prep Seal • Road Oil • Roof and Foundation Coatings • Sealcoat • Tack Oil • Tar • Wet Patch • and lots more



- Amazingly Effective
- Proven on the Job
- Widely Acclaimed
- Water Soluble
- Non-flammable
- No Chlorinated Solvents
- Comes Ready to Use
- Slow Evaporation

Available from leading distributors & suppliers nationwide

IF YOU'RE NOT YET USING OIL-FLO, THEN ASK US FOR A FREE SAMPLE, OR CONTACT YOUR MATERIALS OR TOOLS SUPPLIER.

TITAN
LABORATORIES

☎ 650-965-9900
☎ 800-475-3300
☎ 650-964-4400
2235 Mora Drive
Mountain View, CA 94040

□ INDICATE 28 ON INQUIRY CARD



Fabric should be rolled with a pneumatic rubber tire roller to increase adherence to the pavement surface.

the potential to be more hazardous.

Once fabric has been placed by hand and the tack has cooled, fabric should be rolled with a pneu-

matic rubber tire roller to increase adherence to the pavement surface.

Brooming the fabric should be from the center outwards toward the edges, like putting up wallpaper or placing a decal. Some installation machines have patented angle brushes to accomplish this.

If you don't want to install fabric by hand, your crew isn't

Fabrics continued

to slit wrinkles. Two or three laborers will be needed to roll out the roll and an additional three to five laborers are needed to broom the fabric and cut wrinkles.

This is a time-consuming, slow process and requires an additional labor force. Often the fabric gets off course in rolling, causing large wrinkles. In addition, laborers are more exposed to the hot tack coat, which has

When placing fabric manually, an additional three to five laborers are needed to broom the fabric and cut wrinkles.



ProPave

Professional Paving Products
Designed by the people who use them



See your Propave distributor for the complete line, including Crack Filler Squeegees...Lutes...Neoprene Sealer Squeegees...Asphalt Shoes...Pouring Pots...Tampers...Squeegees...Wood Squeegees...Serrated Squeegees...Brooms and Roller Applicators.

NEW

MASTER DISTRIBUTORS

PROPAVE MIDWEST

1-800-9-PAVING

NORTHEAST PROPAVE

1-800-3-PROPAVE



P.O. Box 769 • Linn, MO 65051
800-325-3915 • FAX 573-897-4497

SEAL-A-LOT™

AUTOMATIC ASPHALT SEALER MACHINES

(Truck Mounted) (Pat. No. 5,362,178) (Trailer Mounted)



350 or 550 Gal. Tanks



120 Gal. Tank

Adjusts from 3 ft. to 8 ft. wide. Saves about 90% labor cost. Ideal for any type of sealing job large or small, can be done in about 1/3 of the time.

—Stackable Sealer Holding Tanks 300 & 500 Gal.

PAVE-A-LOT™

TRAILER MOUNTED AUTOMATIC ASPHALT PAVER & GRADER
(Pat. Pending)

Adjusts from 4 ft to 12 ft wide, 0" to 6" deep. Has up to 1" crown attachment for golfcart, bike paths & etc. (Will pave along a curb.)



Paves like an expensive paver but sells for a fraction of the cost, it tows behind any dump truck, no special mounting needed.

—Working video available on both for \$10.00 refundable on the purchase of a unit.

TOW BOY CO.

114 E. Division, Box 399 • Marine, IL 62061-0399
618-887-4592 • Fax 618-887-9040

□ INDICATE 30 ON INQUIRY CARD

□ INDICATE 31 ON INQUIRY CARD

large enough or you have too large a project for manual installation, there is a variety of installation equipment — from very simple homemade units to very sophisticated patented units — available on the market.

In many cases the more-advanced machines can install four times as much fabric as hand placement or simple machine placement.

Installation equipment is available to mount as attachments on tractors, the back of the oil spreading trucks and other equipment. The equipment aligns, tensions, stretches and places the fabric while it is being put down. Usually a roll can be installed in a couple of minutes.

Some machines can be mounted directly onto the tractors end loader arms. Some clamp on buckets and some do both. When doing a large project, removing the bucket improves the operators visibility. On smaller jobs such as parking lots, where the tractor will be used for other duties as well as installing fabric, clamping onto the bucket can save considerable time.

For night construction a generator and lights should be mounted on the tractor.

The fabric installation crew

With good equipment the crew will consist of a tack coat truck driver, a tractor operator and two laborers to load rolls, broom edges and cut wrinkles. They can also drive a truck behind the tractor that carries the next rolls to accommodate waste cores, wrappers and fabric.

Different equipment might be able to install different size rolls. The standard for fabric width is 12.5 ft. Other standard sizes are 6 ft. 3 in., 10 ft. 6 in. and 14 ft. 6 in. In some states such as Illinois 2- and 3-ft. fabric is used to cover edge drain trenches.

Some machines have features that can place fabric next to guard rails, curbs, prior asphalt

Fabrics continued p. 44

LITTLE WONDER.

High Output Blowers

Blows Away the Competition



DARE TO COMPARE

Our competition doesn't want you to!

In a test between Little Wonder High Output Blowers and the competition, only the Little Wonder blower had the air velocity and power to blow a 52 lb. cart to the top of a 12' ramp.

LITTLE WONDER.


High Output Blowers

- All blowers have 3 large pneumatic tires - for easier maneuverability.
- Split discharge - eliminates debris from blowing back on operator.
- Reverse inclined steel impeller produces greater output of air.
- An industry-leading 5 year limited warranty.

Specifications of test:

Weight of cart - 52 pounds
Length of ramp - 12 feet
Ramp incline - 12 degrees
Camera position - fixed for all shots

All 8HP Units -
All units operating at full throttle



INCREASED PERFORMANCE = INCREASED PRODUCTIVITY = INCREASED PROFITS!

Only Little Wonder High Output blowers have all the power you'll ever need to clear the debris that litters paved surfaces
And it does it fast.

For more information, a FREE video, and the name of your nearest
LITTLE WONDER. dealer, call or write today!

215-357-5110

1028 Street Road
Southampton PA 18966

LBW010 © 1998 Little Wonder

passes and walls. Other installers cannot.

Installed near these, the fabric sits well inside the outer edge of the machines and will hit poles and other obstacles requiring that some hand placement be done.

Tools for the crew

Certain manual tools and safety items are needed to perform fabric installation properly and safely.

For safety laborers need gloves and steel-toed shoes. Air masks are recommended to avoid breathing tack fumes and steam. To avoid excessive exposure to the sun, sun screens, hats and shirts are recommended.

Other tools include:

- Stiff bristle brushes with handles. The author has found



Installation equipment is available to mount as attachments on tractors (right), the back of the oil spreading trucks, tractor end loader arms, and on buckets (top right).

ROAD & PAVEMENT MARKING STENCILS

MAKES ALL YOUR MARKING PAINT PERFECT



POLY-VINYL
FORM FLEX®



- Easy to Transport
- Lighter Than Wood
- Doesn't Warp Out of Shape
- Fast-Easy Clean-up
- Paint Breaks & Falls Away by Flexing & Tapping a Hard Surface

SAVES-TIME-MONEY-CLEAN-UP

SIZES 3" TO 8 ft. • NUMBERS • LETTERS • SYMBOLS

1 PIECE LEGENDS • CUSTOM ORDERS

AMERICAN STENCIL

Manufacturers of the Original Poly-Vinyl Stencil

63 Ramapo Valley Rd., Mahwah, NJ 07430

1-800-783-6295

Fax: 800-698-7043

INDICATE 33 ON INQUIRY CARD

You Can Count On Vance Bros Inc

For all your pavement maintenance needs



protectar
COAL TAR EMULSION SEALER



ULTRASEAL
MODIFIED ASPHALT EMULSION SEALER



ELITE
Sport Coating Systems

Additives Primers Striping Paints
Hot and Cold Pour Cracksealants
Blowers Melters Crack Cleaners
Application Tools and Accessories



Vance Bros Inc

Kansas City, MO.....800-821-8549
Denver, CO.....800-228-3671
Oklahoma City, OK.....800-762-9425
Minneapolis, MN.....800-903-0015
Tulsa, OK.....918-838-2533

NOW
IN
TULSA

INDICATE 34 ON INQUIRY CARD



In some states such as Illinois 2- and 3-ft. fabric is used to cover edge drain trenches.

small hand spray to apply additional tack to the overlaps and in areas missed by the tack truck.

- A few bags of washed sand to absorb excess oil from double oil spray and single fabric.

- Square end shovels for broadcasting sand and asphalt on the fabric.

- An approved asphalt release agent for cleaning tools, shoes and spraying the tires and brushes of installation equipment.

ETW

Mounque Barazone is president of Geotextile Apparatus Co.

that the polypropylene family of bristles have a higher melt point and are longer lasting brushes than nylon bristles.

- Retractable blade slit knives with a lot of blades (fabric dulls blades rapidly). The knives are used to: slit the wrappers that protect the fabric from moisture and the sun's UV rays; slit the fabric full width after a short pass of less than a full roll is made; trim excess fabric at overlaps; and slit wrinkles

- A couple of old baseball bats to use as handles and put into the roll core ends to carry rolls.

- Aluminum pipes in a diameter slightly smaller than the roll core diameter. The pipe should be about 6 in. shorter than the roll width or widths to make room for the machine cones that grab the core.

Different size pipes might be needed, recommended are 10, 12 and 14 ft. Wider rolls sag more than narrower rolls. Still, even 10-ft. rolls, especially if the cores have gotten wet, can break in the middle. A rounded point on one end of the pipe is advised.

- Pour pot, bucket, squeegee or



Some machines have features that can place fabric next to guard rails, curbs, prior asphalt passes and walls.

ProPaver 813



Get All The Features And Performance Of A Big Paver Plus The Maneuverability And Ease Of Operation Of A Small Machine. The **PROPAVER 813** Is What You Need When It's Time To "Step Up" To The New Class Of Paver.

- 70 Horsepower water cooled diesel engine
- Planetary-driven track drive
- Huge 7-1/2 ton hopper capacity
- Paving widths from 4-13ft or 16ft with screed extensions
- Load-sensing hydraulic system
- Extendible and reversible augers in the screed extensions
- Full-width screed

Coming soon . . . Propaver 814 the next step up!

Gilcrest ProPaver Inc.

306 East Second Street • Holden, MO 64040

(800) 451-4808



INDICATE 25 ON INQUIRY CARD